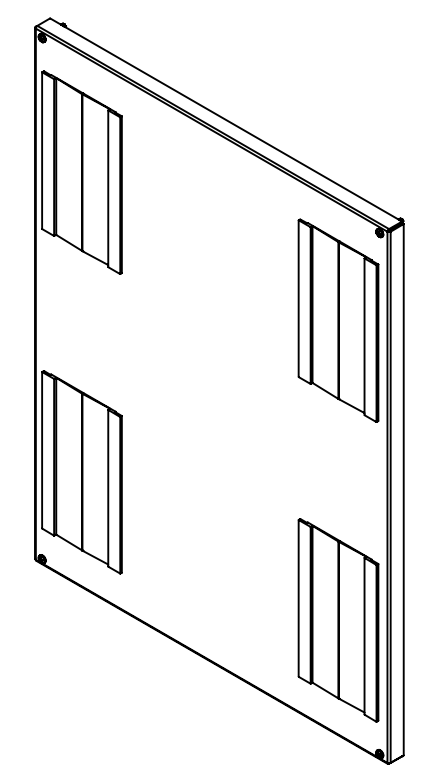
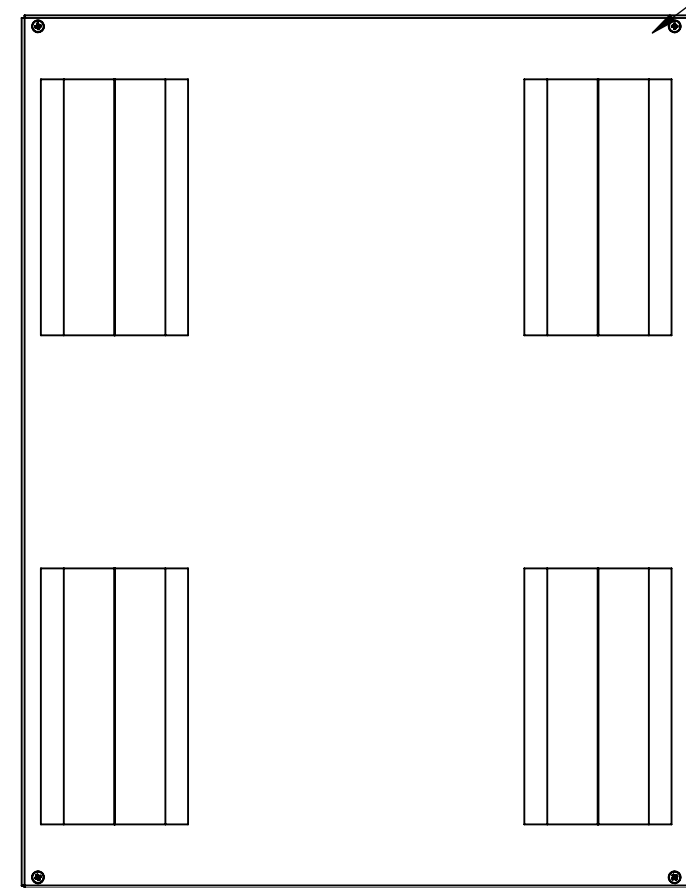
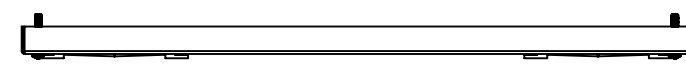



	4	4	3	3	2	2	1	1
ITEM #	PART NUMBER	CONFIGURATION	DESCRIPTION				MATERIAL	QTY
1	AS-5391-01	X2432B	24in. W x 32in. D x Brush Top Panel Assembly					1



RXL
 PROPRIETARY AND CONFIDENTIAL:
 THE INFORMATION CONTAINED IN THIS
 DRAWING IS THE SOLE PROPERTY OF RXL.
 ANY REPRODUCTION IN PART OR AS A
 WHOLE WITHOUT THE WRITTEN
 PERMISSION OF RXL IS PROHIBITED.

SERIES/FAMILY NUMBER:
RXL-5391

DESCRIPTION:
 24in. W x 32in. D x Brush Top Panel

REVISION	DATE	REVISION DESCRIPTION:
B	11/15/2018	In. => mm

CONFIGURATION (SEE TABLE DETAILS/"X" DENOTES COLOR):
X2432B

COMMENTS/FOLDER PATH:
 B:\RXL Inc\RXL Engineering - General\RXL\Section 5 - Cabinets and Enclosures\RXL-5391 Nemesis Top Panel\

UNLESS OTHERWISE SPECIFIED: DIMENSIONS ARE IN INCHES TOLERANCES: ±0.03 FRACTIONAL: ±1/32 ANGULAR: ±1° TWO PLACE DECIMAL ±0.03 THREE PLACE DECIMAL ±0.030	MATERIAL: FINISH: PAINT WEIGHT:	FULL PART NUMBER: RXL-5391-X2432B DRAWN BY: Jackson Chong DRAWN DATE: 4/15/2020 SURFACE AREA: DO NOT SCALE DRAWING Scale: 1:4 DRAWING SIZE: B SHEET 1 OF 1
--	---	---

	4	4	3	3	2	2	1	1
--	---	---	---	---	---	---	---	---